



INOCULATION GUIDE

Sign up for an account at shroomability.com and we'll deposit \$5 in rewards points into your account that you can redeem on your first order. No minimum purchase needed.
(USA customers only)

Step 1



The average room has millions of mold spores, they are attached to clothing as well. Take a shower and put on clean clothes, Injections should be done in the smallest room, typically the bathroom because it is easier to sanitize the air. Turn off all moving air, fans, close windows.

Step 2



Sanitize all work areas well with 70% Isopropyl alcohol. Using a spray bottle is best.

Step 3



Spray the room well with Lysol disinfectant spray, Shut the door and leave for 20 minutes.

Step 4




Wipe or spray bag with 70% isopropyl alcohol.

Step 5




Inoculate with your favorite spore solution.

Step 6




**WIPE AND FLAME
NEEDLE BEFORE
EACH INJECTION**

Step 7



**STORE IN A DARK
PLACE AT ROOM
TEMPERATURE**

Step 8



**GRAIN SPAWN
IS READY**

**Thank you for your purchase!!
We value your business.
Please reach out if you need assistance.
Please review this product to help potential
buyers.**